

# EuPIA Printing Ink Market Statistics 2016



A sector of CEPE aisbl

## Introduction

These statistics show a summary of printing ink sales from EuPIA's more detailed Quarterly Market Sales Statistics. The findings are based on the consolidated results of data supplied by 28 EuPIA member companies who have all submitted data on a standard basis to our independent trustee who compiles the data for EuPIA. The results show sales volume in 000s tons and value in €m for the latest year, 2016.

It is estimated that the sample group accounts for about 90% of total industry sales in Europe.

## Key sectors shown

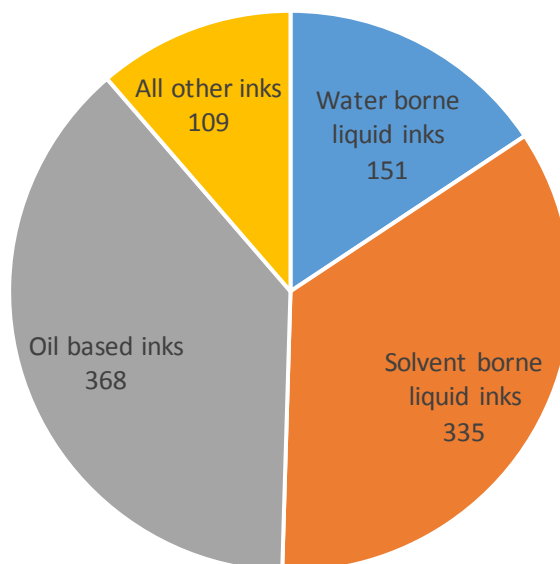
**Liquid inks water borne** - this includes flexo and gravure water borne inks, technological varnishes, extenders, primers and overprint varnishes.

**Liquid inks solvent borne** - this includes flexo and gravure solvent borne inks, publication gravure inks, technological varnishes, extenders, primers and overprint varnishes.

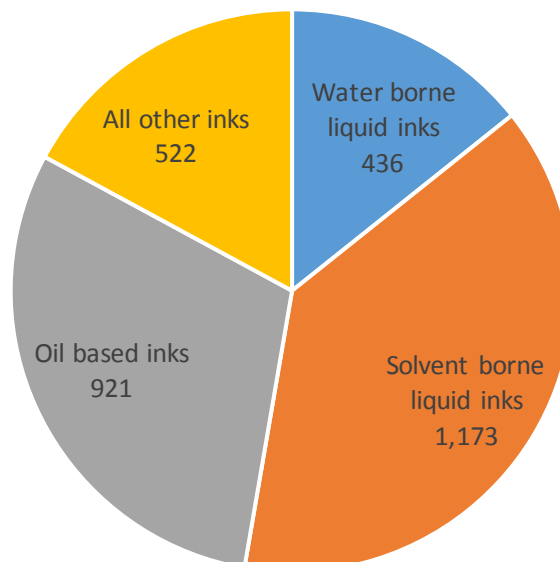
**Oil based inks** - includes coldset and heatset offset as well as conventional sheetfed offset inks.

**All other inks** - all other inks except screen ink sales which are not included in these statistics.

Sales volume for 2016 (000s tons)



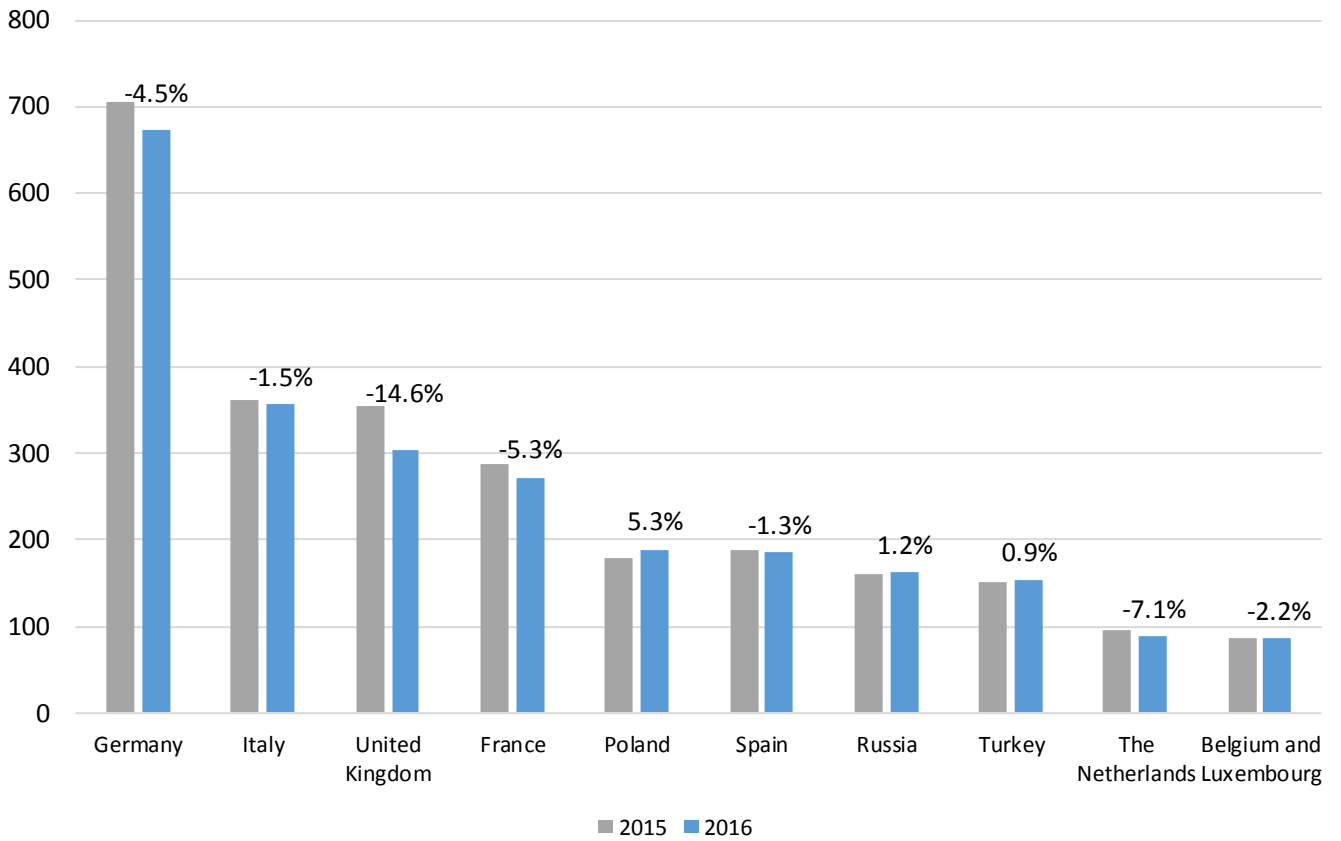
Sales value for 2016 (€m)



---

Avenue E. Van Nieuwenhuysse 6  
BE - 1160 Brussels  
Phone: +32 (0) 26 76 74 80 Fax: +32 (0) 26 76 74 90  
E-mail: [eupia@cepe.org](mailto:eupia@cepe.org) Internet: <http://www.eupia.org>

Sales Value by country 2015 to 2016 in €m



Sales Value by country 2015 to 2016 in €m

